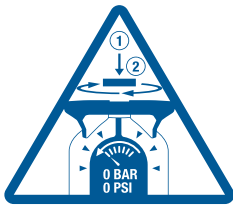




Handling, Transport & Storage

General instructions


KEYKEG SAFETY WARNINGS



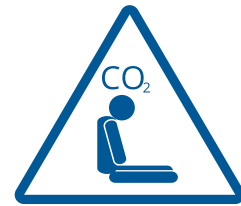
Depressurize immediately after use.



Working pressure max. 4.1 bar (60 psi)



Keep away from direct sunlight



In case of CO₂ use: do not depressurize in a confined space. Danger of suffocation.

WARNING

- read carefully before use • one-way keg under pressure
- handle with care • professional use only • do not reuse
- storage - keep below 40°C



Keep away from cleaning agents as alkaline, caustic hydroxides or soapy cleaning products with pH > 9.



Do not pierce or cut with sharp objects



Do not roll



Keep away from open fire or other heat sources.



Palletizing



10 L



20 L



30 L

Empty Kegs

Pallet size	Block / ISO2 (1.0 x 1.2 m - 31 ½ " x 47 ¼ ")		
No. of layers	7	4	4
Kegs per layer	20	20	12
Kegs per pallet	140	80	48
Orientation	Upside down		
Height	2.43 m - 96"	2.42 m - 96"	2.42 m - 96"
Notes	Pallets are shrink wrapped with white foil and top is covered with a cardboard sheet.		

Filled kegs

The maximum stacking height for filled KeyKegs is based on their mechanical properties and does not take local health and safety regulations or the maximum pallet, truck or container load into account.



10 L



20 L



30 L

Filled Kegs

No. of layers	3 or 5*	2 or 3*	2 or 3*
Kegs per layer	20	20	12
Kegs per pallet	100	60	36
Orientation	Right side up		
Height	1.80 m - 74"	1.86 m - 74"	1.86 - 74"
Max. stacking height in warehouse	10 layers	8 layers	8 layers
Recommendations	Pallets must be shrink wrapped and top covered with cardboard sheet.		

*With intermediate pallets.



Transport of empty kegs

Number of Pallets	10 L	20 L	30 L
45 ft. High Cube Pallet	26	26	26
40 ft. High Cube	22	22	22
40 ft. Reefer	20	20	20
20 ft. Standard (one layer less high)	10	10	10
20 ft. Reefer	9	9	9
Truck (13.6 mtr)	26	26	26
Truck with trailer (2 x 7m)	28	28	28
Jumbo truck (2 x 7.7 m)	28	28	28
US truck 48'	28	28	28
US truck 53'	30	30	30

Number of empty KeyKegs	10 L	20 L	30 L
45 ft. High Cube Pallet	3640	2080	1248
40 ft. High Cube	3080	1760	1056
40 ft. Reefer	2800	1600	960
20 ft. Standard (one layer less high)	1200	600	360
20 ft. Reefer	1080	540	324
Truck (13.6 mtr)	3640	2080	1248
Truck with trailer (2 x 7m)	3920	2240	1344
Jumbo truck (2 x 7.7 m)	3920	2240	1344
US truck 48'	3920	2240	1344
US truck 53'	4200	2400	1440